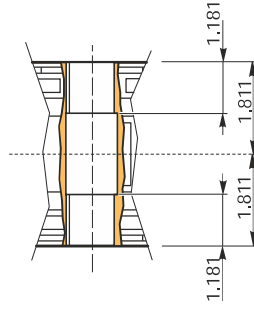
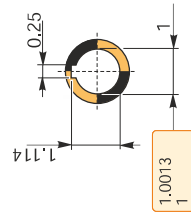
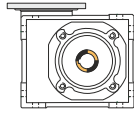


Hollow output shaft

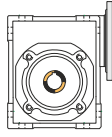


Mounting positions

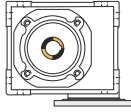
M1 (B3)



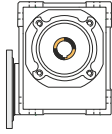
M2 (V6)



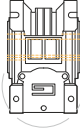
M3 (B8)



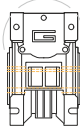
M4 (V5)



M5 (B7)



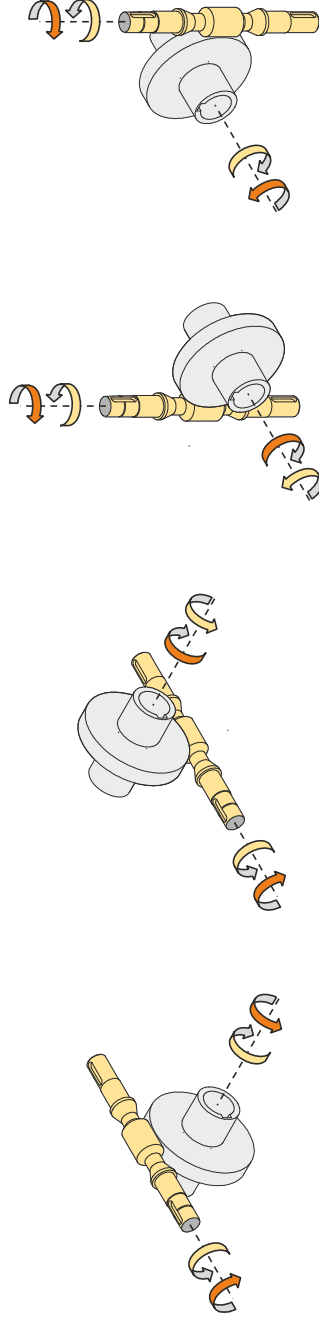
M6 (B6)



Oil quantity [quarts]

Lubricant type: this gear unit is delivered life lubricated

Direction of rotation



Weight

Gear unit [lb]

7.7

Gearing data

Number of starts

Lead angle

Pressure angle

3

18° 23'

20°

Backdriving

Static back-driving

Quick back-driving

Dynamic back-driving