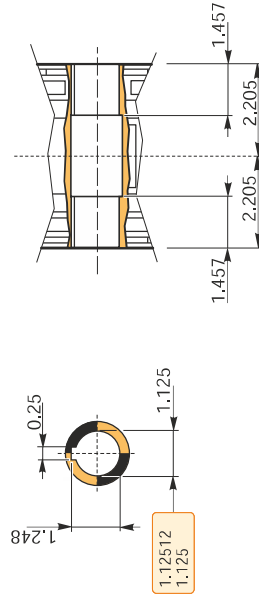
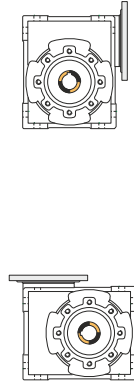


**Hollow output shaft**

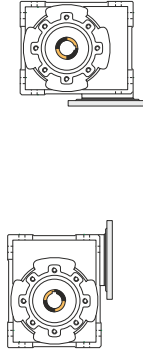


**Mounting positions**

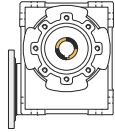
**M1 (B3)**



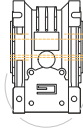
**M2 (V6)**



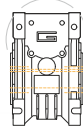
**M4 (V5)**



**M5 (B7)**

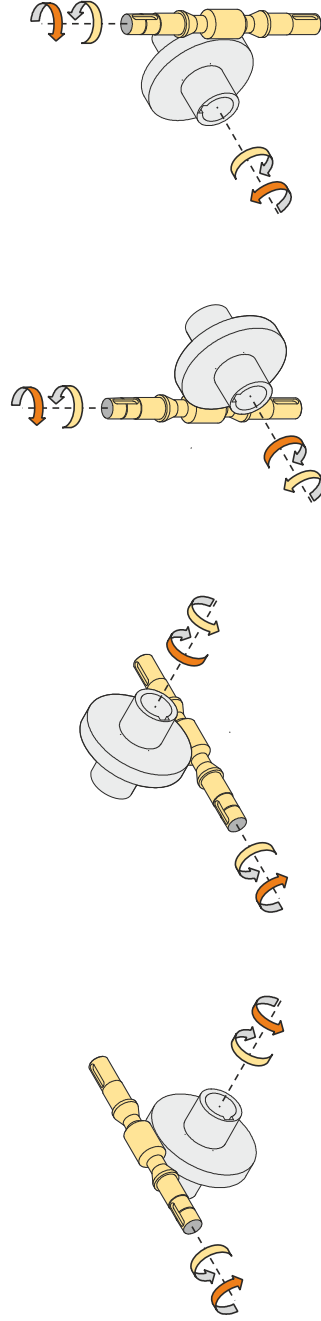


**M6 (B6)**



Lubricant type: this gear unit is delivered life lubricated

**Direction of rotation**



**Weight**

Gear unit [lb]

13.7

**Gearing data**

Number of starts

3

Lead angle

18° 53'

Pressure angle

20°

**Backdriving**

Static back-driving

Quick back-driving

Dynamic back-driving